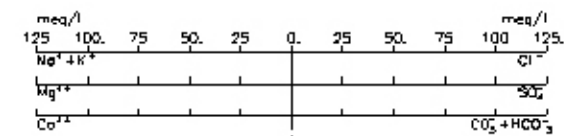
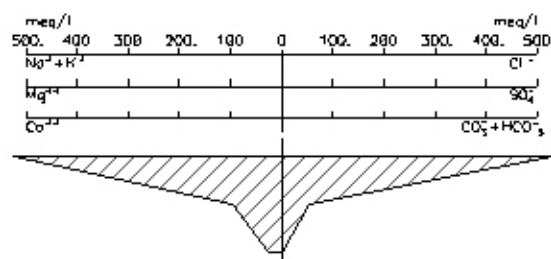


- Facies hidroquímicas**
- Cloruradas sódicas
  - Cloruradas cálcicas
  - Humedal
- Muestra de agua subterránea  
 Muestra de agua superficial



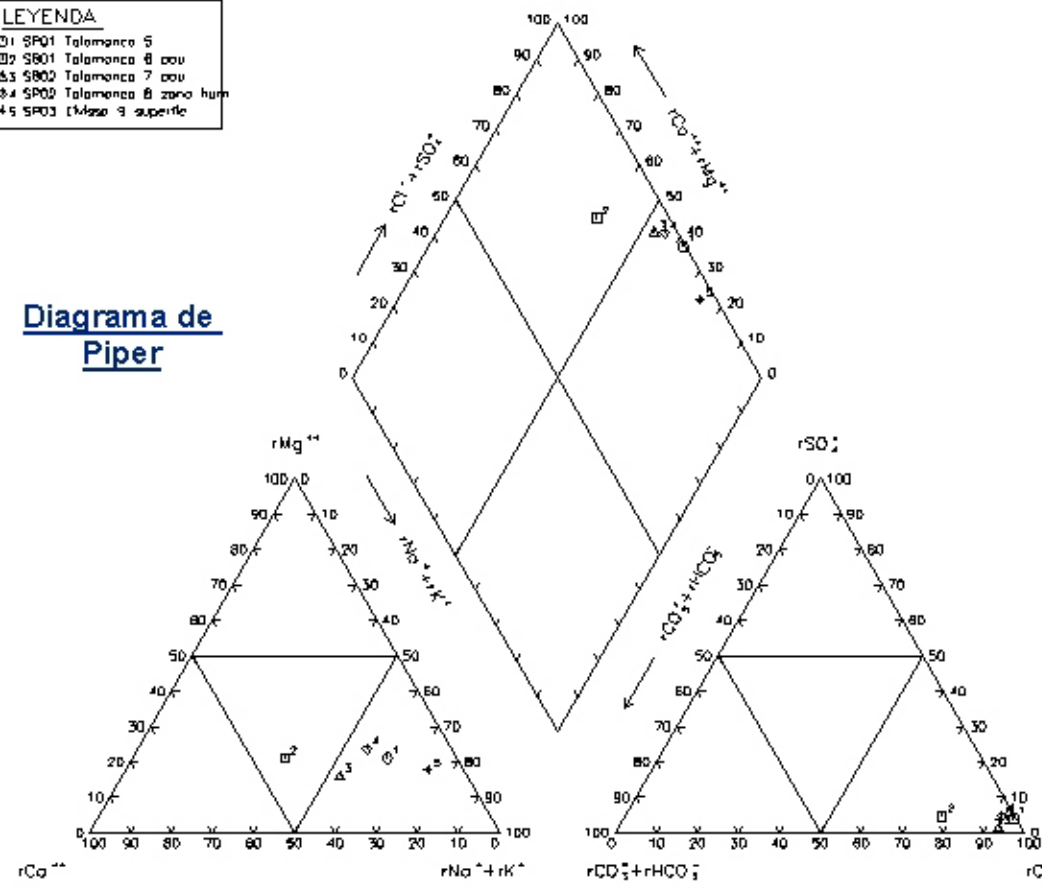
**Diagrama de Stiff modificado**  
(Rayado: cambio de escala).



Talamanca-Ses Feixes EI-02

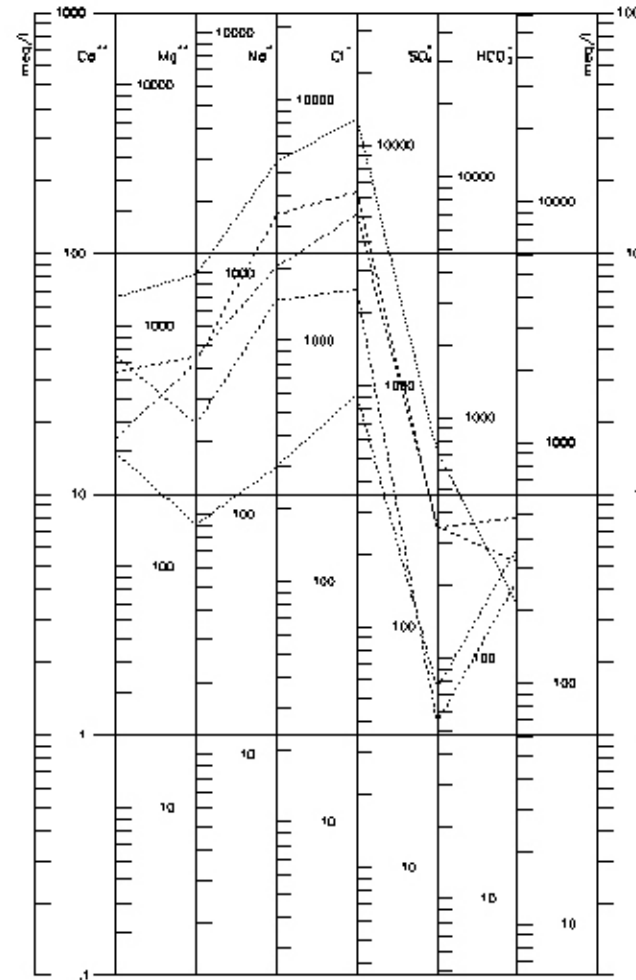
- LEYENDA**
- SP01 Talamanca 5
  - SP01 Talamanca 6 pou
  - △ SP02 Talamanca 7 pou
  - ◇ SP02 Talamanca 8 zona hum
  - + SP03 [Ibiza 9 superfc]

**Diagrama de Piper**

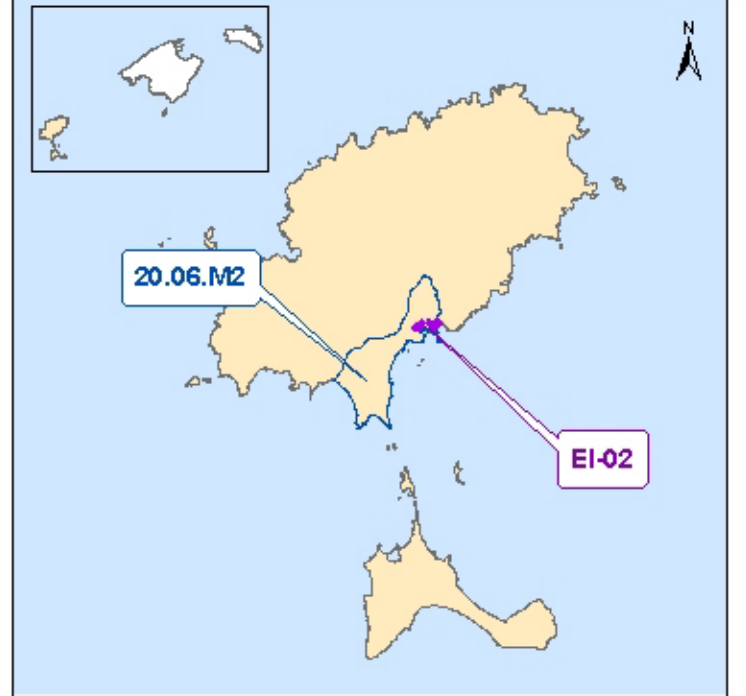


Talamanca-Ses Feixes EI-02

- LEYENDA**
- ..... SP01 Talamanca 5
  - ..... SP01 Talamanca 6 pou
  - ..... SP02 Talamanca 7 pou
  - ..... SP02 Talamanca 8 zona hum
  - ..... SP03 [Ibiza 9 superfc]



**Diagrama de Schöeller-Berkaloff**



**IBIZA**  
U.H. 20.06. Ibiza  
MAS: 20.06.M2. Jesús

**Figura EI.02-3**  
Caracterización hidroquímica  
del humedal EI-02  
**Ses Feixes de Talamanca**